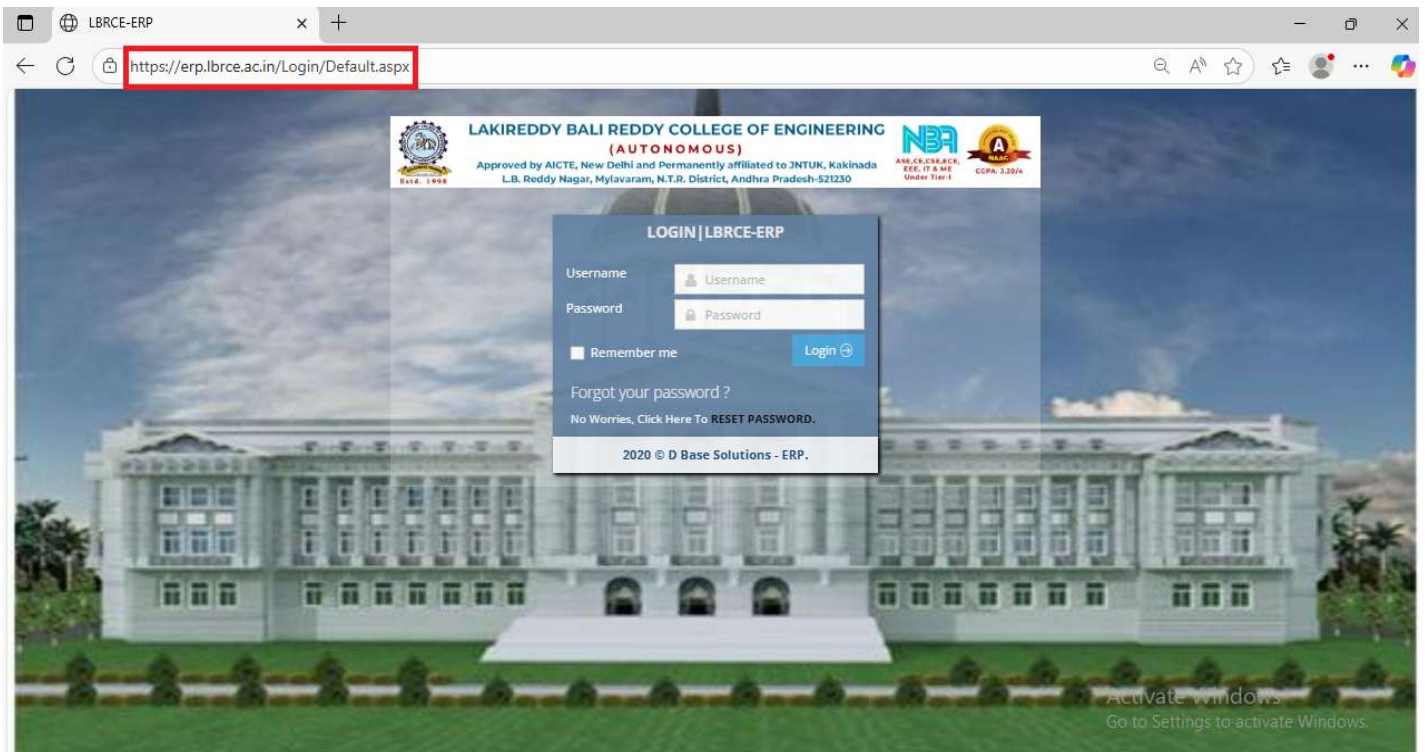


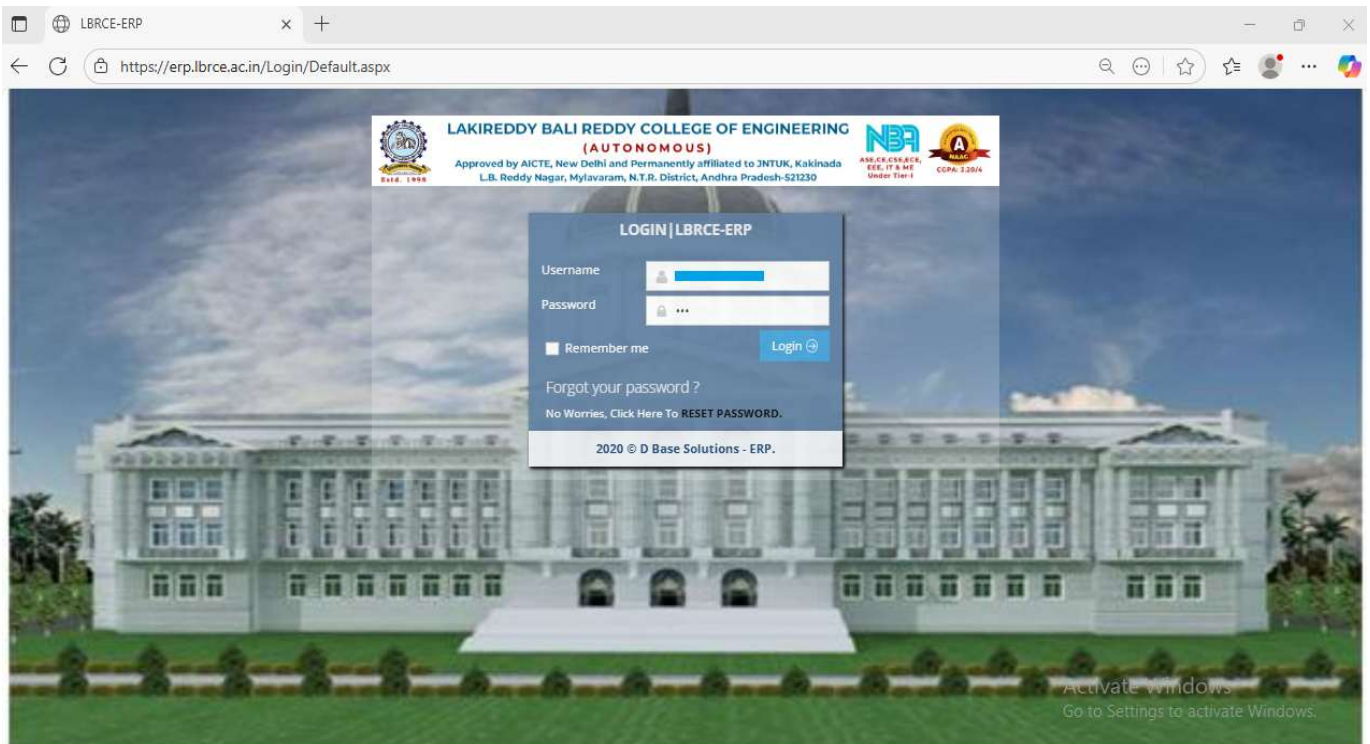
INSTRUCTIONS FOR ONLINE EXAM FEE PAYMENT & DOWNLOAD FEE PAYMENT RECEIPT

Step 1: Open any web browser and type as:

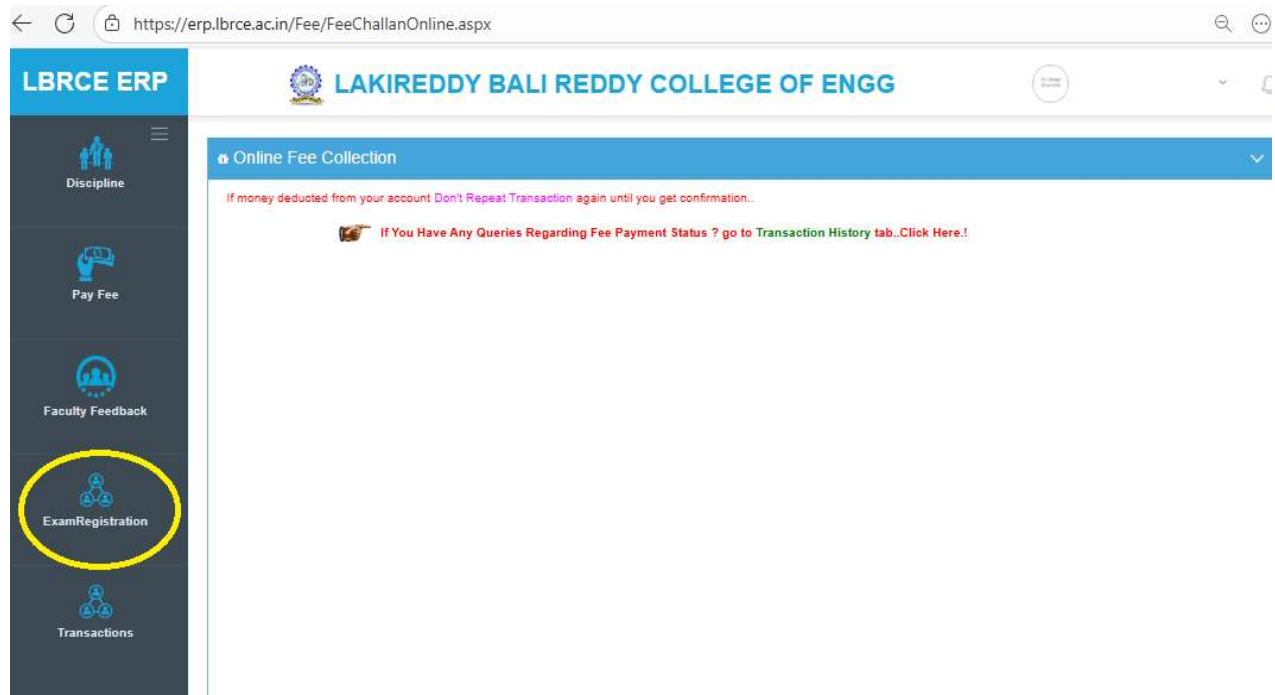
<https://erp.lbrce.ac.in>



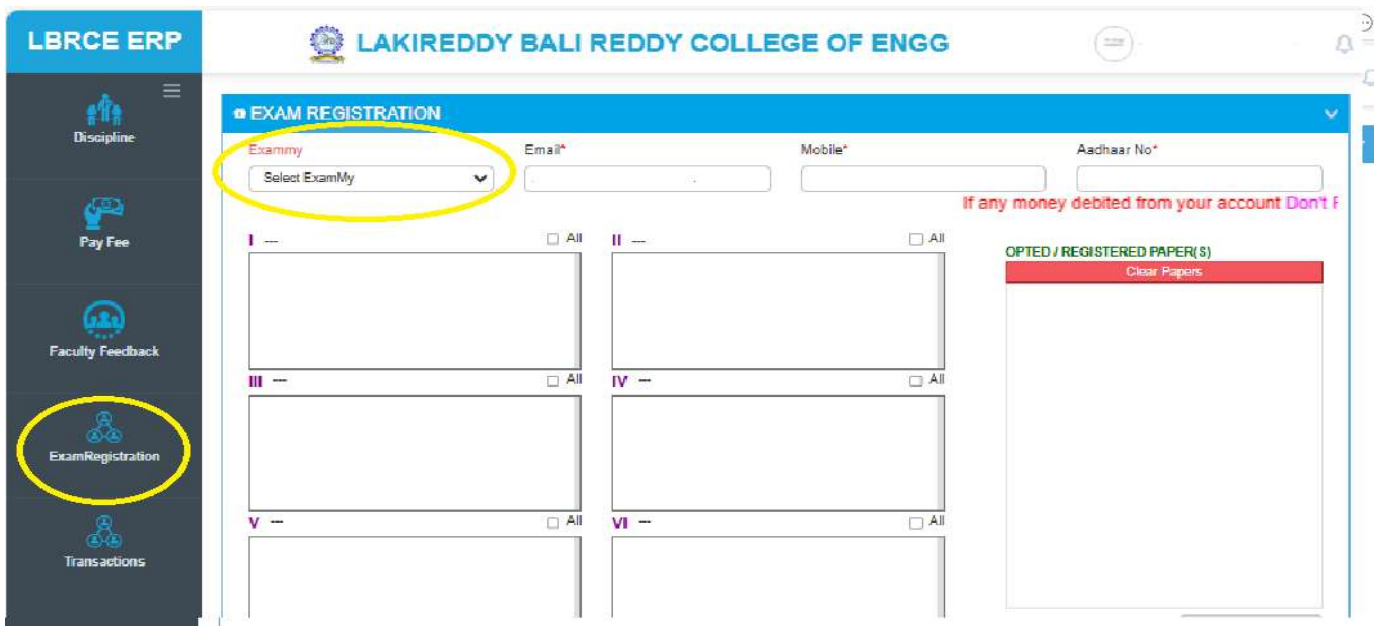
Step 2: Enter your **Roll Number as Username** and **Password** (Default Password: Your roll number. If you have changed, then enter that password) and **click on Login Button**



Step 3: After successful login, **at the left side panel**, you will find an option called **"ExamRegistration"** then Click on that option.



Step 4: At Right Side, you will find a table with **Exam Registration Month & subject Selection Table**.



Select the Month of End Examinations given in the Notification.

Email Id, Mobile No. & Aadhar No. are mandatory to continue the Online Process

Step 5: Select the Month of End Examinations given in the Notification.

Exammy: Nov-2025

Email* [] Mobile* [] Aadhaar No* []

If any money debited from your account Don't Repeat Transaction again until y

Exam Fee: 1500 (Whole)+Condonation 0 All

- 23FE11_Discrete Mathematics & Graph Theory
- 23HS01_UHV 2: Understanding Harmony and Ethical Human Conduct
- 23IT01_Digital Logic & Computer Organization
- 23CS04_Advanced Data Structures & Algorithm Analysis
- 23CS05_Object Oriented Programming through Java
- 23CS53_Advanced Data Structures & Algorithm Analysis Lab
- 23CS54_Object Oriented Programming through Java Lab
- 23CSS1_Python Programming

OPTED / REGISTERED PAPER(S)

Clear Papers

Subjects are appeared in the respective semester Rectangular Boxes. Please click the

All-Check Box, Check the Subjects & amount then click to **Continue to Payment**

Exam Fee: 1500 (Whole)+Condonation 0 All

23FE11_Discrete Mathematics & Graph Theory
23HS01_UHV 2: Understanding Harmony and Ethical Human Conduct
23IT01_Digital Logic & Computer Organization
23CS04_Advanced Data Structures & Algorithm Analysis
23CS05_Object Oriented Programming through Java
23CS53_Advanced Data Structures & Algorithm Analysis Lab
23CS54_Object Oriented Programming through Java Lab
23CSS1_Python Programming

OPTED / REGISTERED PAPER(S)

Clear Papers

- 23FE11_Discrete Mathematics & Graph Theory
- 23HS01_UHV 2: Understanding Harmony and Ethical Human Conduct
- 23IT01_Digital Logic & Computer Organization
- 23CS04_Advanced Data Structures & Algorithm Analysis
- 23CS05_Object Oriented Programming through Java
- 23CS53_Advanced Data Structures & Algorithm Analysis Lab
- 23CS54_Object Oriented Programming through Java Lab
- 23CSS1_Python Programming

Fine Amount :	0
Total Payable Amount :	1500
Total Opted Paper(s) :	8

Click Here **Continue to Payment**

Step6: Check the Details then Click on **Submit** Button

ONLINE FEE PAYMENT DETAILS FOR EXAM REGISTRATION

ONLINE FEE PAYMENT DETAILS FOR EXAM REGISTRATION

Registration Number :

Student Name :

E-Mail:

Mobile:

Aadhaar No.:


Regulation	Course	Branch	Semester	No.Of Subjects	Amount
R23	B.Tech	CSE	III	8	1500.00

Note:- This Aadhar number is printed on the consolidated grade sheet. Hence candidate is instructed to enter correct Aadhaar number. If any typographical error in Aadhar number, candidate is held responsible and has to apply for re-issue of certificate with applicable fee.

Click Here to Continue Payment

Step 7: Then you will get “Payment Gateway” page with different options such as RTGS/NEFT, Net Banking, Debit Card, Credit Card and UPI. Choose your appropriate payment method and do the payment (Transaction charges apply for some modes of payment).

RTGS/NEFT Option:



Merchant : LAKIREDDY BALIREDDY COLLEGE OF ENGINEERING EXAMINATION FEE ACCOUNT
11/10/2025 10:10:514

Payment Mode

RTGS / NEFT

Net Banking

Debit Card

Credit Card

UPI


Transaction ID	251011246966032
Account Number	Generate Challan
IFSC Code	Generate Challan
Amount	Rs. 1500
Convenience Fee	Rs. 5.00
GST	Rs. 0.90
TOTAL	Rs. 1506.00

Mobile No : Email ID :

Payer Name :

**Please provide the mobile number for transaction communication & viewing transaction history.*

Net Banking Option:



Merchant : LAKIREDDY BALIREDDY COLLEGE OF ENGINEERING EXAMINATION FEE ACCOUNT
11/10/2025 10:10:514

Payment Mode

RTGS / NEFT

Net Banking

Debit Card

Credit Card

UPI

Transaction ID	251011246966032
Amount	Rs. 1500
Convenience Fee	Rs. 0.00
GST	Rs. 0.00
TOTAL	Rs. 1500.00

Mobile No : Email ID :

Payer Name :

**Please provide the mobile number for transaction communication & viewing transaction history.*

ICICI Bank Retail ICICI Bank Corporate Other Bank

Debit Card Option:



Merchant : LAKIREDDY BALIREDDY COLLEGE OF ENGINEERING EXAMINATION FEE ACCOUNT

11/10/2025 10:10:514

Payment Mode

RTGS / NEFT	Transaction ID	251011246966032
Net Banking	Amount	Rs. 1500
Debit Card	Convenience Fee	Rs. 5.97
Credit Card	GST	Rs. 1.08
UPI	TOTAL	Rs. 1507.05

Mobile No : Email ID :

Payer Name :

**Please provide the mobile number for transaction communication & viewing transaction history.*

Rupay Debit Cards Other Debit Cards *Applicable charges levied.*

Act

Credit Card Option:



Merchant : LAKIREDDY BALIREDDY COLLEGE OF ENGINEERING EXAMINATION FEE ACCOUNT

11/10/2025 10:10:514

Payment Mode

RTGS / NEFT	Transaction ID	251011246966032
Net Banking	Amount	Rs. 1500
Debit Card	Convenience Fee	Rs. 13.47
Credit Card	GST	Rs. 2.43
UPI	TOTAL	Rs. 1515.90

Mobile No : Email ID :

Payer Name :

**Please provide the mobile number for transaction communication & viewing transaction history.*

Domestic Credit Card

Acti

UPI Option: Enter your UPI at the blue box shown in the image (Eg.: UPI will be like 9848022338@okaxis)



Merchant : LAKIREDDY BALIREDDY COLLEGE OF ENGINEERING EXAMINATION FEE ACCOUNT

11/10/2025 10:10:514

Payment Mode

- RTGS / NEFT
- Net Banking
- Debit Card
- Credit Card
- UPI

Transaction ID	251011246966032
Amount	Rs. 1500
Convenience Fee	Rs. 0.00
GST	Rs. 0.00
TOTAL	Rs. 1500.00

Mobile No : 8019891896 Email ID : Optional

Payer Name : Optional UPI/VPA :

Verify * **Click Verify**

*Please provide the mobile number for transaction communication & viewing transaction history.

VPA QR Code

Proceed Now Cancel

Once UP/VPA Id verified then Proceed Now button Will Enabled



Merchant : LAKIREDDY BALIREDDY COLLEGE OF ENGINEERING EXAMINATION FEE ACCOUNT

11/10/2025 10:10:514

Payment Mode

- RTGS / NEFT
- Net Banking
- Debit Card
- Credit Card
- UPI

Transaction ID	251011246966032
Amount	Rs. 1500
Convenience Fee	Rs. 0.00
GST	Rs. 0.00
TOTAL	Rs. 1500.00

Mobile No : 8019891896 Email ID : Optional

Payer Name : Optional UPI/VPA :

Verify *

Payer Name :

*Please provide the mobile number for transaction communication & viewing transaction history.

VPA QR Code

Proceed Now Cancel

Click Here to Pay

Acti
Go to

QR Code



Merchant : LAKIREDDY BALIREDDY COLLEGE OF ENGINEERING EXAMINATION FEE ACCOUNT

11/10/2025 10:10:514

Payment Mode

RTGS / NEFT

Net Banking

Debit Card

Credit Card

UPI

Transaction ID	251011246966032
Amount	Rs. 1500
Convenience Fee	Rs. 0.00
GST	Rs. 0.00
TOTAL	Rs. 1500.00

Mobile No : 8019891896 Email ID : Optional

Payer Name : Optional

Payer Name : ██████████

*Please provide the mobile number for transaction communication & viewing transaction history.

VPA QR Code

Proceed Now **Cancel**

Acti
Go to



Awaiting QR Payment Confirmation ⌚ 4:56

Please do not press 'Refresh' or 'Back' button.

Transaction is being processed, towards LAKIREDDY BALIREDDY COLLEGE OF ENGINEERING EXAMINATION FEE ACCOUNT amounting to Rs. 1500.
Please approve/process the payment request, through the respective **Payment service provider (PSP)** mapped upi application with in 5 minutes.



Notes:

- ICICI Bank will not accept conditional and/or part payment.
- Transaction Valid for next 5 Minutes from the time of payment request initiation/generation.
- Transaction will be Marked as Failed, if Transaction Status is not processed with Successful Payment with in 5 Minutes.
- In case Transaction Expired, you can reinstate the transaction subjective on the Merchant Transaction Validity.
- Successful receipt can be generated through eazypay Portal - Transaction History Option.

- Transaction Valid for next 5 Minutes from the time of payment request initiation/generation.

Scan the QR Code Pay the Examination Fee

Step 8: After successful payment, then a receipt will be generated like the following pic with Two Options i.e. **Go Back and Print. Check all the details and click on "Print" to take Online Exam Fee Payment Receipt and click on "Go Back". Then it will take you to the homepage of your Login.**



LAKIREDDY BALI REDDY COLLEGE OF ENGINEERING (AUTONOMOUS)

Approved by AICTE, New Delhi and Permanently affiliated to JNTUK, K_JS
L.B. Reddy Nagar, Mylavaram, N.T.R. District, Andhra Pradesh-5212

* Save this document for further reference *

Online Exam Fee Payment Receipt E000

Payment Status : **SUCCESS**
Challan Id : LBEXMVII250924150518
Reference Id : LEF22761A0542250924150512998
Bank Transaction Id : 250924245178985
Name of Candidate : [REDACTED]
Regd No : [REDACTED]
Semester : III
Fee Paid : 1500
Mobile Number : [REDACTED]
Transaction Date : 11-10-2025 10:10:51

Once Fee Paid against the Ref.No Will not be Refunded or transferable

Go Back

Print

DOWNLOAD EXAM FEE PAYMENT RECEIPT

Step 9: Click on "Discipline" on the Left Side Panel.

The screenshot shows the LBRCE ERP interface for Lakireddy Bali Reddy College of Engg. The left sidebar has the 'Discipline' menu item highlighted with a white circle. The main content area is titled '(STUDENT PROGRESS) — Print'. It contains a form with fields for Reg.No., Student's Mobile, and Parents Mobile. Below the form are several tabs: 'Sem wise Marks', 'Attendance', 'Fee', 'Hostel Fee', 'Library', and 'Sessional Marks'. The 'Fee' tab is circled in red. Below the tabs, there is a red text warning: "The student shall verify the results and grade secured in the course with the result sheet declared by the Examination Section. If there is any discrepancy noted in the grades secured, SGPA, CGPA, backlogs etc., should be brought to the notice of Controller of Examinations immediately for rectification".

Step 10: Then a new page will be opened with your details. Then Click on to the "Fee" tab in that "Exam Fee Details" table will appear. There you will find the sem wise fee payment. Click on the respective print option to get the Fee Paid Receipt along with the subjects.

The screenshot shows the LBRCE ERP interface with the 'Fee' tab selected. Below the tabs, there is a table titled 'Exam Fee Details'. The table has columns: S.No, Year, Mode Of Admission, Connce, Refund, Mis.Amt, Total, Paid Amount, and Due. The data rows are:

S.No	Year	Mode Of Admission	Connce	Refund	Mis.Amt	Total	Paid Amount	Due
1	1	EBC		0	0	84100.00	25150	58950.00
2	2	EBC		0	0	78800.00	0	78800.00

Below this table, there is another table titled 'Exam Fee Details' with columns: S.No, ReceiptNo, Sem, Exammy, Examtype, Paid Amount, and Print. The data row is:

S.No	ReceiptNo	Sem	Exammy	Examtype	Paid Amount	Print
1	10	3	Nov-2025	REG	1500	

The 'Print' button in the second table is circled in red. A red text annotation says: "Click Here to get Payment Receipt along with subjects".

PDF File will be download